

SOT89 NPN SILICON PLANAR MEDIUM POWER HIGH VOLTAGE TRANSISTOR

FCX658A

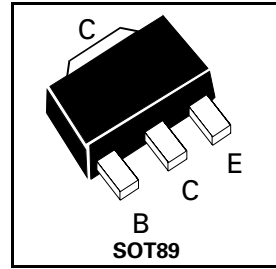
ISSUE 1 – NOVEMBER 2000

FEATURES

- * 400 Volt V_{CE0}
- * 0.5 Amp continuous current
- * $P_{tot}=1$ Watt
- * Optimised h_{fe} characterised upto 200mA

APPLICATIONS

- * Telephone dialler circuits
- * Hook switches for modems
- * Predrivers within HID lamp ballasts
- * (SLIC) Subscriber Line Interface Cards



Partmarking Detail - 65A

ABSOLUTE MAXIMUM RATINGS.

PARAMETER	SYMBOL	VALUE	UNIT
Collector-Base Voltage	V_{CBO}	400	V
Collector-Emitter Voltage	V_{CEO}	400	V
Emitter-Base Voltage	V_{EBO}	5	V
Peak Pulse Current	I_{CM}	1	A
Continuous Collector Current	I_C	500	mA
Power Dissipation at $T_{amb}=25^{\circ}C$ derate above $25^{\circ}C$	P_{tot}	1 5.7	W mW/ $^{\circ}C$
Operating and Storage Temperature Range	$T_j:T_{stg}$	-55 to +150	$^{\circ}C$

FCX658A

ELECTRICAL CHARACTERISTICS (at $T_{amb} = 25^{\circ}\text{C}$ unless otherwise stated).

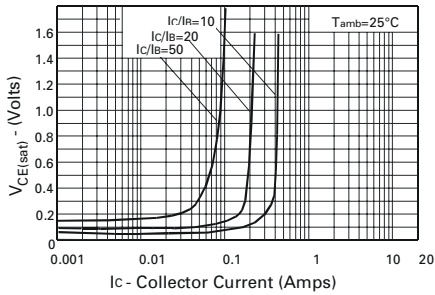
PARAMETER	SYMBOL	MIN.	TYP.	MAX.	UNIT	CONDITIONS.
Collector-Base Breakdown Voltage	$V_{(BR)CBO}$	400	480		V	$I_C = 100\mu\text{A}$
Collector-Emitter Breakdown Voltage	$V_{(BR)CEO}$	400	465		V	$I_C = 10\text{mA}^*$
Emitter-Base Breakdown Voltage	$V_{(BR)EBO}$	5	7.8		V	$I_E = 100\mu\text{A}$
Collector Cut-Off Current	I_{CBO}			100	nA	$V_{CB} = 320\text{V}$
Collector Cut-Off Current	I_{CES}			100	nA	$V_{CE} = 320\text{V}$
Emitter Cut-Off Current	I_{EBO}			100	nA	$V_{EB} = 4\text{V}$
Collector-Emitter Saturation Voltage	$V_{CE(sat)}$			0.165 0.125 0.2	V V V	$I_C = 20\text{mA}, I_B = 1\text{mA}$ $I_C = 50\text{mA}, I_B = 5\text{mA}^*$ $I_C = 100\text{mA}, I_B = 10\text{mA}^*$
Base-Emitter Saturation Voltage	$V_{BE(sat)}$		0.75	0.85	V	$I_C = 100\text{mA}, I_B = 10\text{mA}^*$
Base-Emitter Turn On Voltage	$V_{BE(on)}$		0.70	0.85	V	$I_C = 100\text{mA}, V_{CE} = 5\text{V}^*$
Static Forward Current Transfer Ratio	h_{FE}	85 100 55 35	150 170 130 90			$I_C = 1\text{mA}, V_{CE} = 5\text{V}^*$ $I_C = 10\text{mA}, V_{CE} = 10\text{V}^*$ $I_C = 100\text{mA}, V_{CE} = 5\text{V}^*$ $I_C = 200\text{mA}, V_{CE} = 10\text{V}^*$
Transition Frequency	f_T	50			MHz	$I_C = 20\text{mA}, V_{CE} = 20\text{V}$ $f = 20\text{MHz}$
Output Capacitance	C_{obo}			10	pF	$V_{CB} = 20\text{V}, f = 1\text{MHz}$
Switching times	t_{on} t_{off}		130 3300		ns ns	$I_C = 100\text{mA}, V_{CE} = 100\text{V}$ $I_{B1} = 10\text{mA}, I_{B2} = -20\text{mA}$

* Measured under pulsed conditions. Pulse width=300 μs . Duty cycle $\leq 2\%$

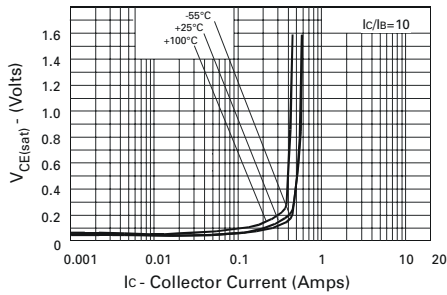
NB

For high voltage applications the appropriate industry sector PCB guidelines should be considered with regard to voltage spacing between conductors.

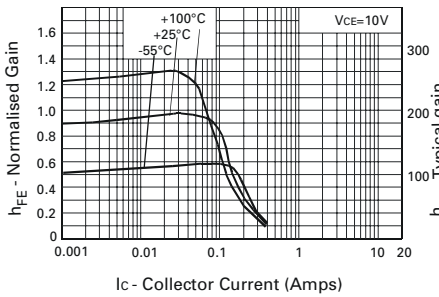
TYPICAL CHARACTERISTICS



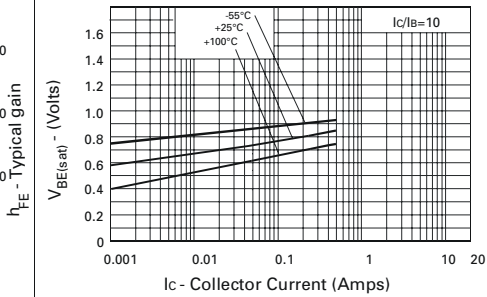
VCE(sat) v IC



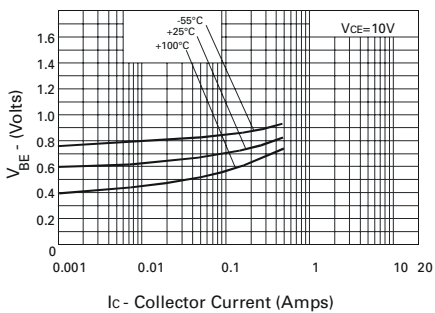
VCE(sat) v IC



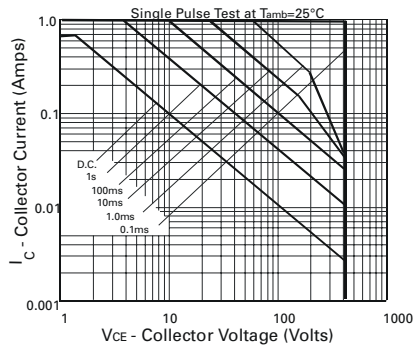
hFE v IC



VBE(sat) v IC



VBE(on) v IC

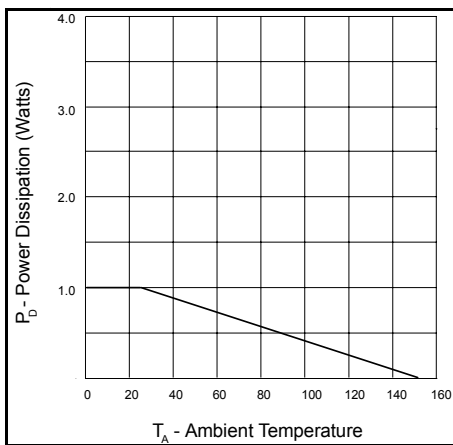


Safe Operating Area

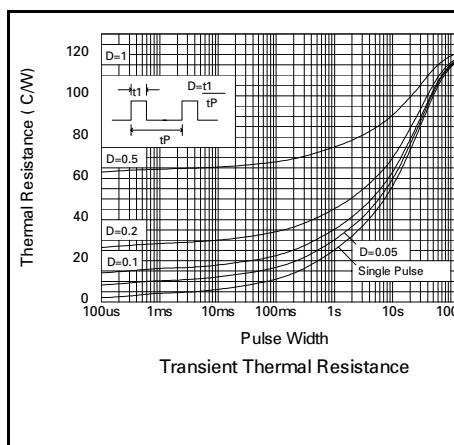
FCX658

THERMAL CHARACTERISTICS

PARAMETER	SYMBOL	MAX.	UNIT
Thermal Resistance: Junction to Ambient ₁ Junction to Case	$R_{th(j-amb)1}$ $R_{th(j-case)}$	125 10	°C/W °C/W



SOT89 (1W) Derating



Transient thermal resistance for a Zetex 1W SOT89 device mounted on a 15 mm x 15 mm ceramic substrate



Zetex plc.
Fields New Road, Chadderton, Oldham, OL9-8NP, United Kingdom.
Telephone: (44)161 622 4422 (Sales), (44)161 622 4444 (General Enquiries)
Fax: (44)161 622 4420

Zetex GmbH
Streitfeldstraße 19
D-81673 München
Germany
Telefon: (49) 89 45 49 49 0
Fax: (49) 89 45 49 49 49

Zetex Inc.
47 Mall Drive, Unit 4
Commack NY 11725
USA
Telephone: (631) 543-7100
Fax: (631) 864-7630

Zetex (Asia) Ltd.
3701-04 Metroplaza, Tower 1
Hing Fong Road,
Kwai Fong, Hong Kong
Telephone: (852) 26100 611
Fax: (852) 24250 494

These are supported by
agents and distributors in
major countries world-wide
© Zetex plc 2000

Internet: <http://www.zetex.com>

This publication is issued to provide outline information only which (unless agreed by the Company in writing) may not be used, applied or reproduced for any purpose or form part of any order or contract or be regarded as a representation relating to the products or services concerned. The Company reserves the right to alter without notice the specification, design, price or conditions of supply of any product or service.